

Downloading the GPS Technical Reference Standalone Help File (.chm)

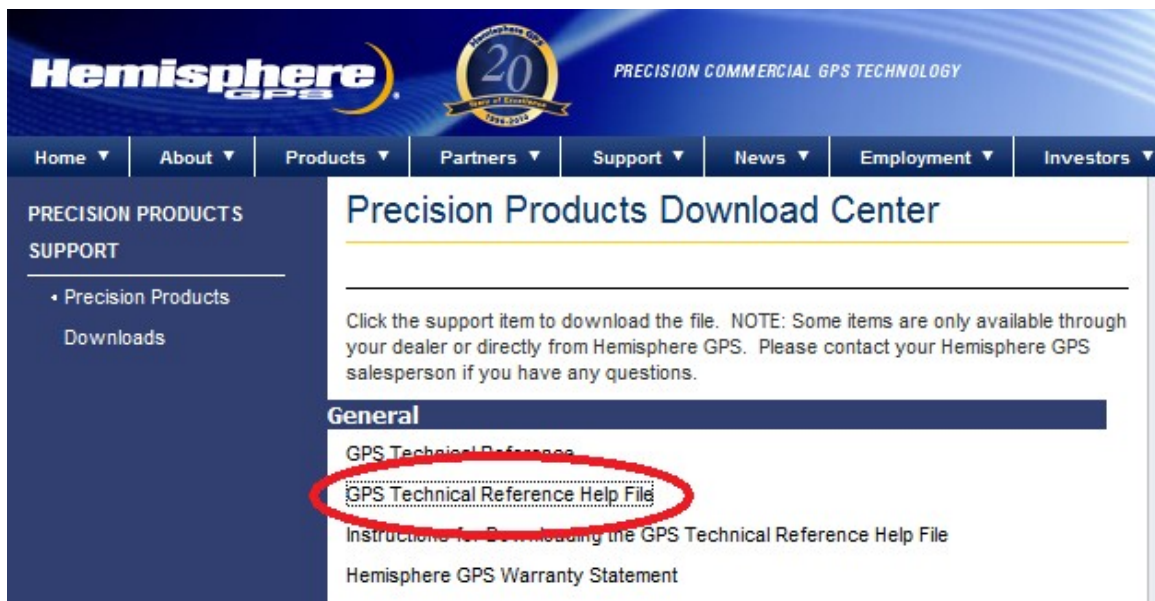
Part Number 874-0008-000 Released August 27, 2010

I'M AN EXPERT:

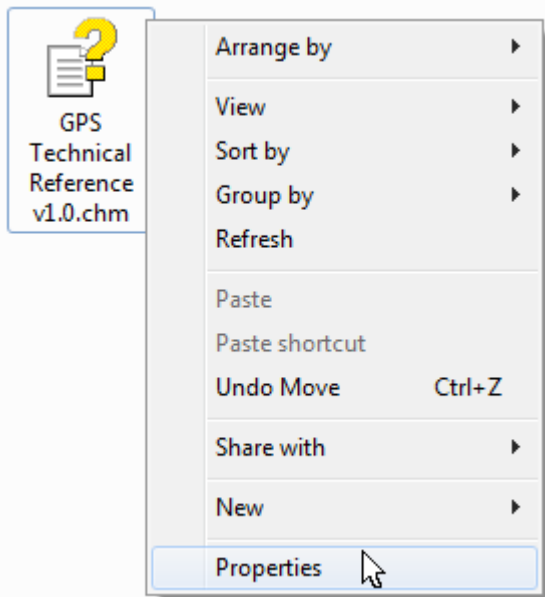
- www.HemisphereGNSS.com
- Locate the link under Precision Products Downloads.
- Store to your computer.
- Right click on the icon -7 **UNBLOCK**
- Runs in your web browser.

I'M A NOVICE:

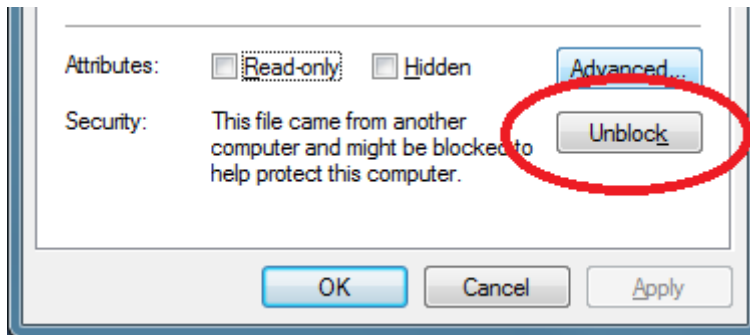
- A. Go to the Hemisphere GNSS website at www.HemisphereGNSS.com
- B. Locate the GPS Technical Reference Help File on the Precision Products Download Center page.
- C. Either save the file to a local drive, or save the file to a network drive and then move the file to a local drive.



- D. From the local drive, right click the downloaded file and click **Properties**.



- E. On the General tab, click **UNBLOCK** and then click **OK**.



- F. When you double click on the file in the future, it will open in your default web browser.

FURTHER INFORMATION:

Consult www.HemisphereGNSS.com for the latest information, or contact your dealer.

For support via email, please contact TechSupport@HemisphereGNSS.com

This document is provided for technical support purposes only. Please refer to the product documentation for warranty, license and safety information associated with the product.